

Technical service instructions

SRS-TSI-CW-XCRd-01

Product	Crank set
Model	CW-XCR-D36/22, CW-XCR-D38/24 series

SRSUNTOUR

www.srsuntour-cycling.com

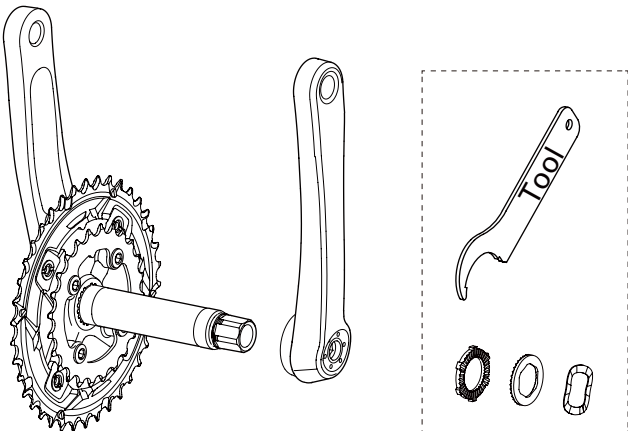
All the contents will be subject to change without prior notice. For more information, please contact your SRSUNTOUR sales.
©2014 Mar. by SRSUNTOUR INC. kym

SRSUNTOUR Inc.
#7 Hsing Yeh Rd
Fu Hsing Industrial Zone
ChangHua, 506 R.O.C.
Tel. +886-4-7695115
Fax +886-4-7694028
orders@srsuntour.com.tw

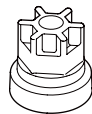
⚠ WARNING

Be sure to read these Technical Service Instructions carefully, and keep them in a safe place for later reference. Failure to follow the warnings and instructions could result in damage to the product, the bicycle, injuries or even death. Since specific tools and experience are essential to proper installation, it is recommended that the product be installed by a qualified bicycle technician. Maintenance interval depends on the usage and riding circumstance. Please note that the warranty is limited under normal use for a period of two years from the date of original purchase.

Parts and tool

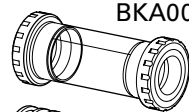


Optional tool



CSN024-10

BB(option)




BKA008



3x

Spacer installation method



Band type	Bracket type
68mm 	68mm
73mm 	73mm

Crank set installation method

